



District Report Card: 2017


State: Maharashtra	District: Palghar
Class: 8	Subject: Language
Schools: 51	Students: 1425


Participation/Coverage


Students

GENDER 	Boys		Girls	
	Number	%	Number	%
	716	50.25	709	49.75

AREA 	Rural		Urban	
	Number	%	Number	%
	1174	82.39	251	17.61

CATEGORY 	SC		ST		OBC		GEN	
	Number	%	Number	%	Number	%	Number	%
	57	4.00	843	59.16	232	16.28	293	20.56

CWSN 	LD	VI	HI	S&LD	ID	Oth
	14	2	3	1	4	45

Management 	Government		Government-aided	
	Number	%	Number	%
	275	19.30	1150	80.70

Average Performance of Students in Language (%)

Overall	Gender		Area		Management		Social Group			
	Male	Female	Rural	Urban	Govt.	Aided	SC	ST	OBC	GEN
57.91	58.00	57.83	57.07	61.86	54.45	58.74	69.01	53.18	67.13	62.07

Performance on Learning Outcomes (LOs)

Learning Outcomes	Description	Average Performance(%)
L813	Read textual/non-textual materials with comprehension and identifies the details, characters, main idea and sequence of ideas and events while reading	57.91

Range of Performance of Students who Answered Correctly							
Below 30%		30% - 50%		50% - 75%		Above 75%	
Number	%	Number	%	Number	%	Number	%
156	10.95	319	22.39	632	44.35	318	22.32

Lowest Performing Learning Outcomes (LOs)

1 - Read textual/non-textual materials with comprehension and identifies the details, characters, main idea and sequence of ideas and events while reading (57.91)